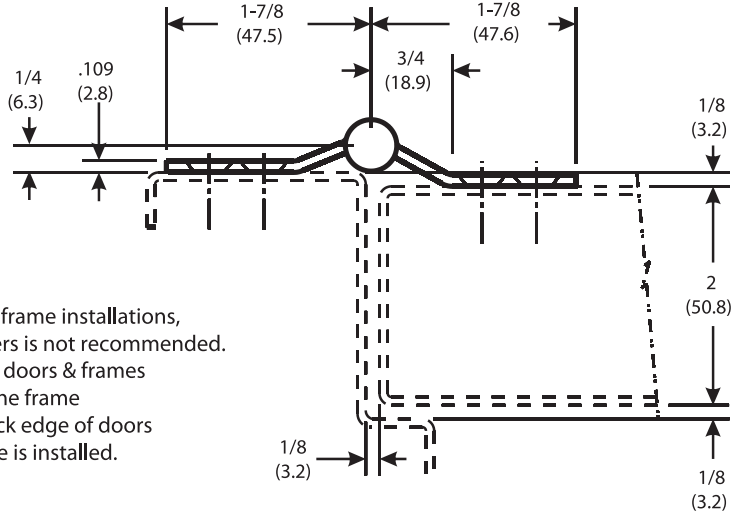
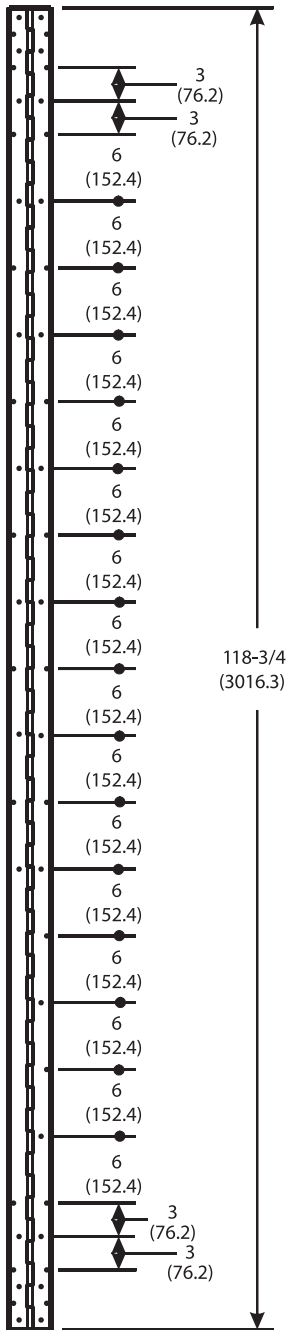


10' MCK-FS3501 (Stainless Steel) FULL SURFACE, CONTINUOUS SECURITY HINGE w/1/8" INSET

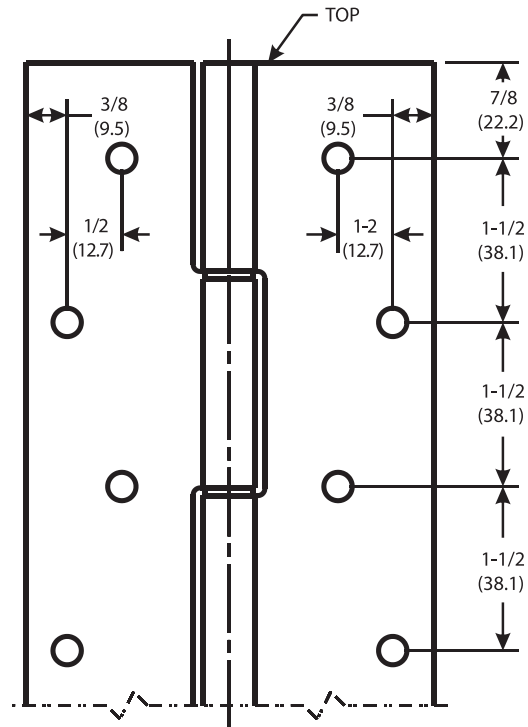


DO NOT SCALE

TEMPLATE 834-07



- Notes:**
1. Due to variations in frame installations, pre-drilling for fasteners is not recommended.
 2. Fire rating labels on doors & frames should be placed on the frame header & top rail or lock edge of doors for visibility after hinge is installed.



McKINNEY Edge Mounted Continuous Hinge MCK-FS3501 is made to conform to this drawing.
 Machine Screw Size – 12 x-24 x 1/2 U/C" P. H. Self-drilling.
 Classified in accordance with UBC Code Standard 7-2, Fire Test of Door Assemblies for Positive Pressure.

Continued...

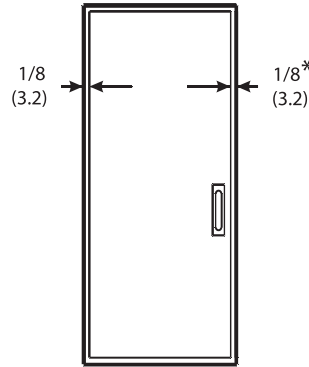
McKINNEY Products Company • 225 Episcopal Road • Berlin, CT 06037 • PHONE: 800-346-7707 • FAX: 800-541-1073

ASSA ABLOY, the global leader in door opening solutions

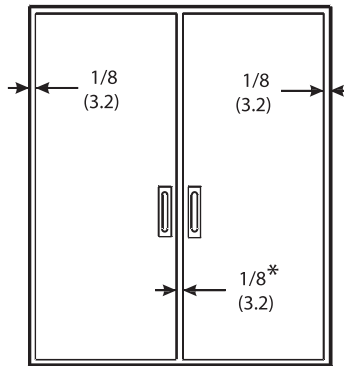
Copyright © 2007, 2008, McKinney Products Company, an ASSA ABLOY Group company. All rights reserved. Reproduction in whole or in part without the express written permission of McKinney Products Company is prohibited.

**10' MCK-FS3501 (Stainless Steel)
FULL SURFACE, CONTINUOUS SECURITY HINGE w/1/8" INSET**

DOOR & FRAME CLEARANCES



SINGLE DOOR



PAIRS OF DOORS

* Add 1/16" for Frame Irregularity

NOTE:

Consult the MCKINNEY catalog for additional clearance and undersizing information when using Edge Guards and/or Adjust-A-Screws.