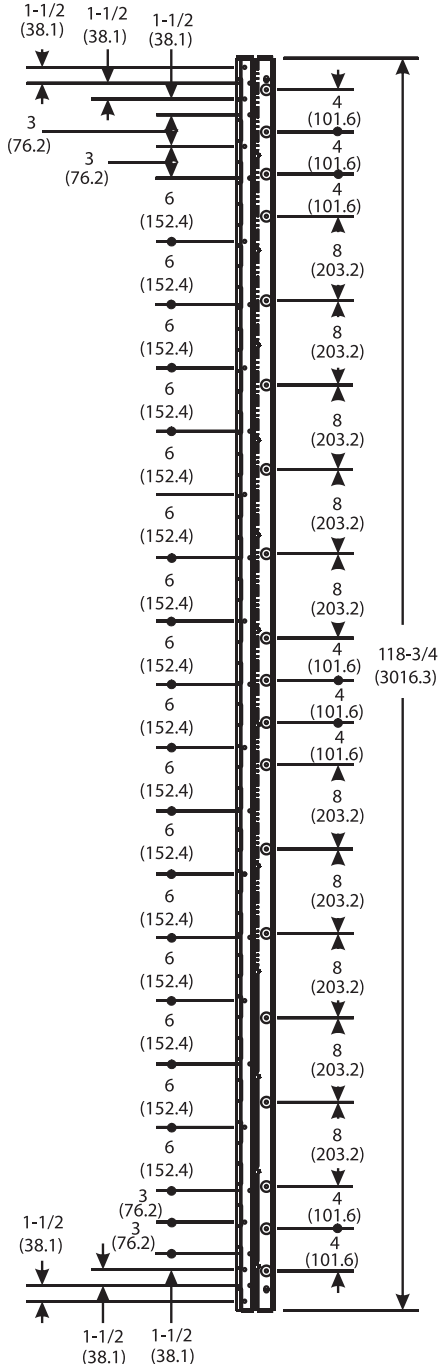


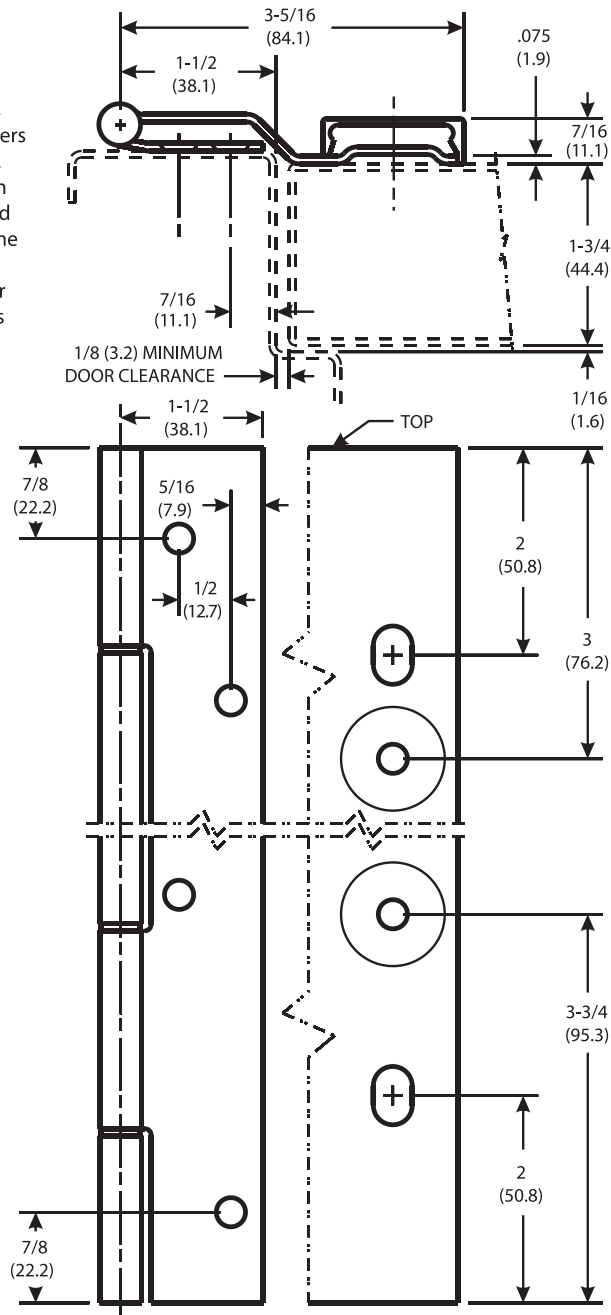
10' MCK-FS309 (Stainless Steel) FULL SURFACE, SWING CLEAR, CONTINUOUS HINGE, 1/8" INSET



DO NOT SCALE



- Notes:**
1. Due to variations in frame installations, pre-drilling for fasteners is not recommended.
 2. Fire rating labels on doors & frames should be placed on the frame header & top rail or lock edge of doors for visibility after hinge is installed.



McKINNEY Edge Mounted Continuous Hinge MCK-FS309 is made to conform to this drawing.

- Machine Screw Size – 10 x 7/8" F. H. U/C Self-drilling.
 – 1/4-20 x 3/4 P. H. U/C. Self-drilling.
 – 8 x 3/4" Torx F. H. Self-drilling.

- Wood Screw Size – 1-1/4" x 10 F. H. U/C.
 – Cover Clip

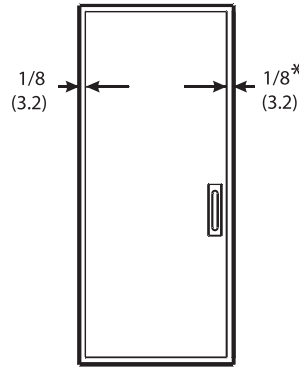
Classified in accordance with UBC Code Standard 7-2, Fire Test of Door Assemblies for Positive Pressure.

Continued...

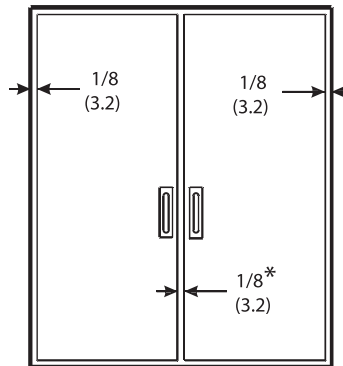
McKINNEY Products Company • 225 Episcopal Road • Berlin, CT 06037 • PHONE: 800-346-7707 • FAX: 800-541-1073

**10' MCK-FS309 (Stainless Steel)
FULL SURFACE, SWING CLEAR, CONTINUOUS HINGE, 1/8" INSET**

DOOR & FRAME CLEARANCES



SINGLE DOOR



PAIRS OF DOORS

* Add 1/16" for Frame Irregularity

NOTE:

Consult the McKINNEY catalog for additional clearance and undersizing information when using Edge Guards and/or Adjust-A-Screws.