



July 1, 2006

### Standard “Non-Adjustable” Application

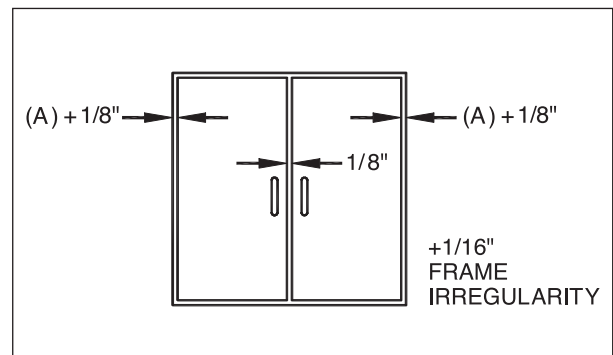
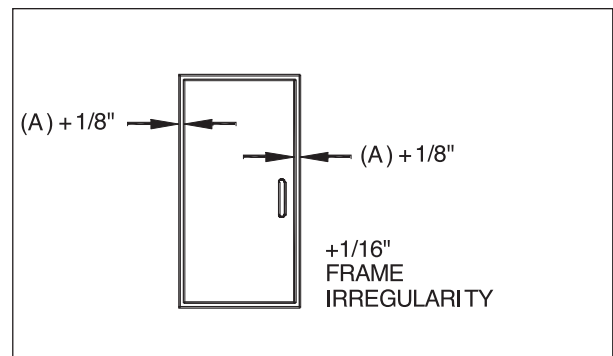
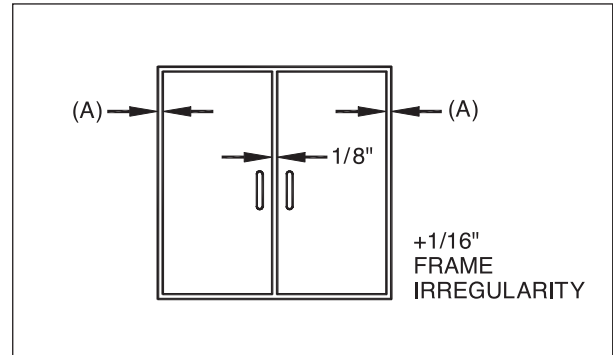
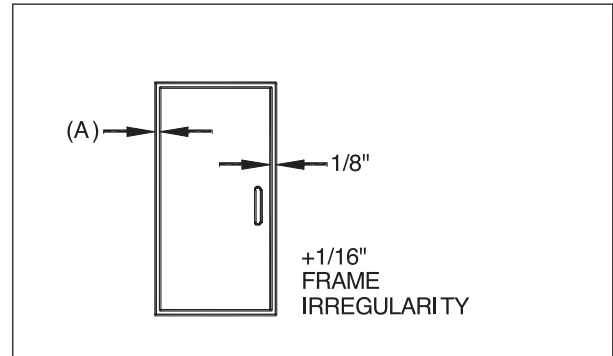
MODEL	Clearance (A)	Single Door	Pair of Doors
MCK-FM300	1/4	<b>7/16</b>	<b>11/16</b>
MCK-FS301	1/8	<b>5/16</b>	<b>7/16</b>
MCK-FS302	1/8	<b>5/16</b>	<b>7/16</b>
MCK-FS303	1/8	<b>5/16</b>	<b>7/16</b>
*MCK-HM304	1/8	<b>5/16</b>	<b>7/16</b>
MCK-HG305	3/8	<b>9/16</b>	<b>15/16</b>
*MCK-HG306	1/8	<b>5/16</b>	<b>7/16</b>
*MCK-FS309	1/8	<b>5/16</b>	<b>7/16</b>
MCK*HG310	1/4	<b>7/16</b>	<b>11/16</b>
*MCK-HG311	1/8	<b>5/16</b>	<b>7/16</b>
MCK-HG315	1/4	<b>7/16</b>	<b>11/16</b>
*MCK-FS21	1/8	<b>5/16</b>	<b>7/16</b>
MCK-HG322	5/16	<b>1/2</b>	<b>13/16</b>
MCK-HG323	5/16	<b>1/2</b>	<b>13/16</b>
MCK-HG326	3/8	<b>9/16</b>	<b>15/16</b>
MCK-FM327	11/16	<b>7/8</b>	<b>1-9/16</b>

\*Will work with Industry Standard Clearances.

### “Adjustable” Application

MODEL	Hinge Side Clearance (A)	Total Under-sizing For Single Door	Total Under-sizing For Pair of Doors
MCK-HG-305	3/8	11/16	1-3/16
MCK-HG-310	1/4	9/16	15/16
MCK-HG-322	5/16	5/8	1-1/16
MCK-HG-323	5/16	5/8	1-1/16
MCK-HG-326	3/8	11/16	- 3/16

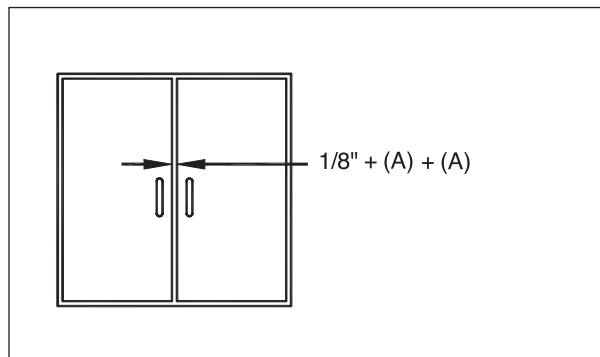
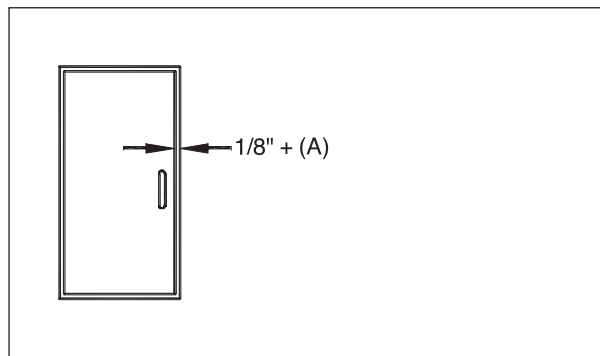
Proper door reinforcement is required for adjustable feature.



### Standard “Non-Adjustable” Application

MODEL	Hinge Side Clearance (A)	Total Under-sizing For Single Door	Total Under-sizing For Pair of Doors
MCK-EG308	1/16	3/16	1/4
MCK-EG-C308	1/16	3/16	1/4
MCK-EG-T308	1/16		1/4

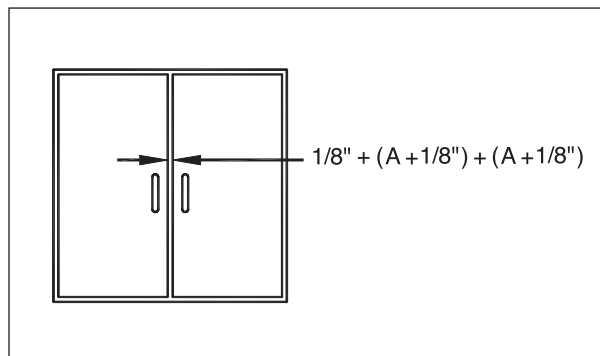
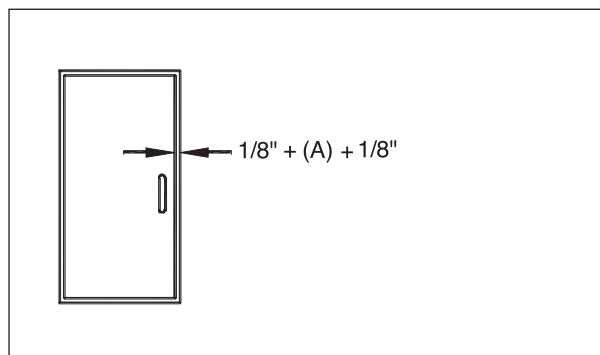
In a stand-alone application, where the MCK-EG-T308 is used on a pair of doors while the opposite door contains no edge guard, the Total Under-sizing for the pair of doors would be 3/16".



### “Adjustable” Application

MODEL	Hinge Side Clearance (A)	Total Under-sizing For Single Door	Total Under-sizing For Pair of Doors
MCK-EG308	1/16	5/16	1/2
MCK-EG-T308	1/16		1/2

In a stand-alone application, where the MCK-EG-T308 is used on a pair of doors while the opposite door contains no edge guard, the **Total Under-sizing for the pair of doors would be 5/16"**. Proper door reinforcement is required for adjustable feature.



July 1, 2006

### Standard “Non-Adjustable” Application

MODEL	Hinge Side Clearance (A)	Total Under-sizing For Single Door	Total Under-sizing For Pair of Doors
MCK-FM3700	1/4	7/16	11/16
*MCK-FS3701	1/8	5/16	7/16
*MCK-FS3702	1/8	5/16	7/16
*MCK-HS3703	1/8	5/16	7/16

\* Will work with Industry Standard Clearances.

