


McKINNEY Hinge Catalog Screws and Fasteners


McKINNEY hinges are manufactured with templated screw hole locations and tolerances which conform to the American National Standards Institute (ANSI/BHMA A-156.7). McKINNEY publishes a complete listing of templates which list the overall hinge size, material gauge and exact screw hole location. The most current templates are found on our website @ www.mckinneyhinge.com. These templates should be consulted prior to any door or frame preparation.

TEMPLATED SCREW HOLES



McKINNEY offers a wide variety of screws and fasteners.


TORX DRIVER & SPANNER DRIVER



Shown:

1. Torx Bit and Driver
2. Spanner Bit and Driver
3. Phillips Head Machine Screw
4. Torx Head Machine Screw
5. Spanner Head Machine Screw
6. Torx Head Wood Screw
7. Spanner Head Wood Screw
8. Phillips Head Wood Screw
9. Oval Phillips Head Machine Screw with Grommet Nut

MACHINE AND WOOD SCREWS



Full Mortise Hinges

Size of Hinge	Machine Screws	Wood Screws
3½ x 3½	½ x 10-24	1 x 10
3½ x 5	½ x 10-24	1 x 10
4 x 4	½ x 12-24	1¼ x 12
4½ x 4	½ x 12-24	1¼ x 12
4½ x 4½	½ x 12-24	1¼ x 12
4 x 6	½ x 12-24	1¼ x 12
4 x 7	½ x 12-24	1¼ x 12
4½ x 6	½ x 12-24	1¼ x 12
4½ x 7	½ x 12-24	1¼ x 12
4½ x 8	½ x 12-24	1¼ x 12
5 x 4	½ x 12-24	1¼ x 12
5 x 4½	½ x 12-24	1¼ x 12
5 x 5	½ x 12-24	1¼ x 12
5 x 7	½ x 12-24	1¼ x 12
5 x 8	½ x 12-24	1¼ x 12
6 x 5	½ x ¼-20	1¼ x 14
6 x 6	½ x ¼-20	1¼ x 14
8 x 6	½ x ¼-20	1¼ x 14
8 x 8	½ x ¼-20	1¼ x 14

Half Mortise Hinges

Size of Hinge	Machine Screws
4½	½ x 12-24
5	½ x 12-24
6	½ x ¼-20

Swing Clear Hinges

Size of Hinge	Machine Screws	Wood Screws
4½	½ x 12-24	1-¼ x 12
5	½ x 12-24	1-½ x 12

Full Surface Hinges

Size of Hinge	Machine Screws	Thru Bolts & Grommet Nut
4½	½ x 12-24	2 x ¼-20
5	½ x 12-24	2 x ¼-20
6	½ x ¼-20	2 x ¼-20

Half Surface Hinges

Size of Hinge	Machine Screws	Thru Bolts & Grommet Nut
4½	½ x 12-24	2 x ¼-20
5	½ x 12-24	2 x ¼-20
6	½ x ¼-20	2 x ¼-20

Packing:

All five knuckle 4½ x 4½ full mortise steel hinges (except US-P) are packed all machine (8 ea.) x all wood (8 ea.) screws. Two and three knuckle, as well as all other sizes of five knuckle steel full mortise and all non-ferrous full mortise hinges are packed with all machine (8 ea.) x ½ wood (4 ea.) screws.